

D.A.V PUBLIC SCHOOL,
ASHOK VIHAR PH-4
SUMMER VACATION HOMEWORK
CLASS-1 (2024-25)



It's time to have some fun, summer break has just begin...

“ The Holiday season is a perfect time for kids to explore more and be creative.” It's time to enjoy, try new skills, listen to stories, draw & colour, play & keep yourself fit. It is the most awaited time for parents too. We have designed this summer work in an informative and interesting way to keep them happily engaged.

We wish you an enjoyable & fun packed summer break from **May 20th, 2024**. We will meet again after the vacations on **1ST July, 2024**.

HAPPY HOLIDAYS!!!

A few vital suggestions are listed below to make the vacations more exciting and fruitful than ever before:

1. Keep at least half an hour a day for sharing experiences with your child.
2. Go for morning walks and do half an hour Yoga with parents.
3. Encourage your child to speak in English. Fix one hour in a day when you communicate with your child only in English. Use the golden words (sorry, please, thank you and welcome).
4. Tell your child different stories regularly and encourage him to describe what he/she would do in a similar situation.
5. Develop self-help skills: Let your child dress and have his/her food on their own.
6. Make him understand the importance of cleaning his room and putting away toys and belongings after use.
7. **Make a regular habit of-**
Sleep early at night, wake up early in the morning.
8. प्रतिदिन सुबह उठकर अपने बड़ों के चरण स्पर्श करो और उनसे आशीर्वाद लें।
9. सदा मुस्कुराते रहें।



IMPORTANT NOTE FOR PARENTS AND STUDENTS:

- ❖ Let the child complete the work on their own. Parents can guide them.
- ❖ Revise and learn the syllabus done in the class till now thoroughly.
- ❖ Father's day is celebrated on 16th June. Learn a rhyme on topic **My Dad, my hero** in English.
- ❖ Take weekly Dictations in HINDI and ENGLISH in 3 in 1 notebook given in the book set.
- ❖ Learn one moral based story in English using props (make any one-face mask/hand puppets/flash card etc). The child will narrate after summer vacations in the class.
- ❖ नाना-नानी, दादा-दादी से वार्तालाप करें. उनकी मनपसंद कोई भी 2-2 चीजों का चित्र बनाओ और उनका नाम लिखें।
- ❖ PHYSICAL DEVELOPMENT-
 - BALL ACTIVITY- Practice how to toss a ball, pass the ball, dribble the ball.
- ❖ Choose any one topic from the Value Education topics given below-

a) I love my family

c) Safety

b) Not wasting food

d) Being polite

- Perform a deed that depicts the value chosen by you. Draw a picture/ click a photograph of you performing the deed and then paste the photograph in 3 in 1 notebook.

CREATIVE AND EXPRESSIVE ART

- Paste any 8 national symbols of India in scrap file and learn their names. CLICK picture of your child while doing it and make a collage and send it to the class teacher.

- Learn any patriotic song. The child will recite in class after the holidays. Date will be intimated later.
- Choose any one topic from **each** subject (**ENGLISH** and **E.V.S**) and then create a beautiful scene on **A-3 size sheet** for the class display.
- Example – Roll number 1 can choose from ‘ee’ or ‘oo’ sound in English. And in EVS , roll no. 1 can choose from ‘Food’ or ‘clothing’. So one child will bring ON TWO TOPICS.

<u>English</u>	<u>E.V.S</u>
<ul style="list-style-type: none"> • ee sound • oo sound 	<ul style="list-style-type: none"> • Food • Clothing
<ul style="list-style-type: none"> • sh sound • ch sound 	<ul style="list-style-type: none"> • House • Family
<ul style="list-style-type: none"> • th sound • ss sound 	<ul style="list-style-type: none"> • Animals • Water
<ul style="list-style-type: none"> • th sound • ng sound 	<ul style="list-style-type: none"> • Our helper • Plants

❖ Do the worksheets given below,take print out of these worksheets or you can write in 3 in 1 notebook/small notebook.

• **WRITE ABOUT YOURSELF-**

ABOUT MYSELF

Meekoo is in Rohan's room. He saw a beautiful notebook in Rohan's hand.

Meekoo! It's my diary. I write in it things, I want to write about



One should not read anybody's diary. But you are my friend. You can read it.

May I read it?

Now, introduce yourself to Meeko and Rohan.

I am

Here is my in the box.

I study in class

The name of my school is

.....

I stay in

I have brother(s) and sister(s).

My father's name is


My mother's name is

My address is


.....

My telephone number is

..... is my best friend.



• Fill in the blanks-



str__t



b__



r__d



qu__n



sw__t



_l



s__



sw__p



p__l



tr__

जोड़ कर शब्द पूरे करो-

आ

- समान _____
- म _____
- राम _____
- काश _____
- ग _____
- दत्त _____



पा

- लक _____
- लना _____
- ठशाला _____
- ठ _____
- स _____
- यल _____

The Hungry Alligators

"Greater Than" Alligator

"Less Than" Alligator

45  21

30  35

Step 1: Cut out the alligators at the bottom of the page.

Step 2: Paste "Greater than Alligator" or "Less than Alligator" in each square to show which number is larger. Colour the alligators too.

Be sure the alligator is eating the bigger number.

88 67 51 45


50 87 78 53


99 77 96 100


58 88 66 79





Q1. Answer the puzzles :-

My name starts with 'E'
I help you to see. 



My name starts with 'N'
I help you to smell. 





My name starts with 'S'
I help you to feel. 




My name starts with 'E'
I help you to hear. 

My name starts with 'T'
I help you to taste. 

Q2. Circle the things you :

i) hear    

ii) smell    

iii) taste   

Q3. Fill in the blanks :

Shampoo, scissors, toothpaste, nailcutter, soap

- i) Neha uses to clean her teeth.
- ii) Amit uses to trim his nails.
- iii) Barber uses to cut our hair.
- iv) Cheena uses to wash her hair.
- v) I use to clean my body.

नीचे लिखे आ (i) मात्राओं के शब्दों पर घेरा लगाओ।

राधा आम ला। खाना खा। गाना गा। आज घर चल। उधर मत जा। टमाटर खा।
माला पहन। राजा का ताज मत पहन। टमटम पर चढ़ कर जा। नाव पर मत चढ़।
बादल जल बरसा। कान मत पकड़। कल बाज़ार जा। छाता लगा कर सड़क पर जा।
कमल कल शहर गया। उधर जाकर टहल। कागज़ मत फाड़।

समान लय वाले शब्द छाँटो :

नाम -
ढाल -
गाना -
जाला -
आग -
राजा -
बात -
चार -
सागर -
करना -
नाटक -
हमला -

आना

भाल

बाजा

रात

काम

भार

गागर

भाग

काला

फाटक

भरना

गमला